

Energy performance certificate (EPC)

14 Linden Gardens TUNBRIDGE WELLS TN2 5QT	Energy rating C	Valid until: 28 June 2032
		Certificate number: 6700-8815-0422 -1128-3623

Property type	Semi-detached house
Total floor area	86 square metres

Rules on letting this property

Properties can be let if they have an energy rating from A to E.

You can read [guidance for landlords on the regulations and exemptions \(https://www.gov.uk/guidance/domestic-private-rented-property-minimum-energy-efficiency-standard-landlord-guidance\)](https://www.gov.uk/guidance/domestic-private-rented-property-minimum-energy-efficiency-standard-landlord-guidance).

Energy rating and score

This property's energy rating is C. It has the potential to be B.

[See how to improve this property's energy efficiency.](#)

Score	Energy rating	Current	Potential
92+	A		
81-91	B		86 B
69-80	C	74 C	
55-68	D		
39-54	E		
21-38	F		
1-20	G		

The graph shows this property's current and potential energy rating.

Properties get a rating from A (best) to G (worst) and a score. The better the rating and score, the lower your energy bills are likely to be.

For properties in England and Wales:

- the average energy rating is D
- the average energy score is 60

Breakdown of property's energy performance

Features in this property

Features get a rating from very good to very poor, based on how energy efficient they are. Ratings are not based on how well features work or their condition.

Assumed ratings are based on the property's age and type. They are used for features the assessor could not inspect.

Feature	Description	Rating
Wall	Cavity wall, as built, insulated (assumed)	Good
Roof	Pitched, 200 mm loft insulation	Good
Window	Fully double glazed	Average
Main heating	Boiler and radiators, mains gas	Good
Main heating control	Programmer and room thermostat	Average
Hot water	From main system	Good
Lighting	Low energy lighting in all fixed outlets	Very good
Floor	Suspended, limited insulation (assumed)	N/A
Secondary heating	None	N/A

Primary energy use

The primary energy use for this property per year is 172 kilowatt hours per square metre (kWh/m2).

▶ [About primary energy use](#)

How this affects your energy bills

An average household would need to spend **£591 per year on heating, hot water and lighting** in this property. These costs usually make up the majority of your energy bills.

You could **save £36 per year** if you complete the suggested steps for improving this property's energy rating.

This is **based on average costs in 2022** when this EPC was created. People living at the property may use different amounts of energy for heating, hot water and lighting.

Heating this property

Estimated energy needed in this property is:

- 6,810 kWh per year for heating
- 2,629 kWh per year for hot water

Impact on the environment

This property's environmental impact rating is C. It has the potential to be B.

Properties get a rating from A (best) to G (worst) on how much carbon dioxide (CO2) they produce each year.

Carbon emissions

An average household produces	6 tonnes of CO2
This property produces	2.6 tonnes of CO2
This property's potential production	1.4 tonnes of CO2

You could improve this property's CO2 emissions by making the suggested changes. This will help to protect the environment.

These ratings are based on assumptions about average occupancy and energy use. People living at the property may use different amounts of energy.

Changes you could make

► [Do I need to follow these steps in order?](#)

Step 1: Solar water heating

Typical installation cost	£4,000 - £6,000
Typical yearly saving	£36
Potential rating after completing step 1	76 C

Step 2: Solar photovoltaic panels, 2.5 kWp

Typical installation cost	£3,500 - £5,500
Typical yearly saving	£363
Potential rating after completing steps 1 and 2	86 B

Help paying for energy improvements

You might be able to get a grant from the [Boiler Upgrade Scheme \(https://www.gov.uk/apply-boiler-upgrade-scheme\)](https://www.gov.uk/apply-boiler-upgrade-scheme). This will help you buy a more efficient, low carbon heating system for this property.

More ways to save energy

[Find ways to save energy in your home](#)

Who to contact about this certificate

Contacting the assessor

If you're unhappy about your property's energy assessment or certificate, you can complain to the assessor who created it.

Assessor's name	Ian Jones
Telephone	01189770690
Email	epc@nichecom.co.uk

Contacting the accreditation scheme


If you're still unhappy after contacting the assessor, you should contact the assessor's accreditation scheme.


Accreditation scheme	Elmhurst Energy Systems Ltd
Assessor's ID	EES/026220
Telephone	01455 883 250
Email	enquiries@elmhurstenergy.co.uk

About this assessment

Assessor's declaration	No related party
Date of assessment	29 June 2022
Date of certificate	29 June 2022
Type of assessment	▶ RdSAP


Other certificates for this property

If you are aware of previous certificates for this property and they are not listed here, please contact us at dluhc.digital-services@levellingup.gov.uk or call our helpdesk on 020 3829 0748  (Monday to Friday, 9am to 5pm).

Certificate number	9097-2800-6202-9899-2121 
Expired on	9 October 2021

[Help \(/help\)](/help) [Accessibility \(/accessibility-statement\)](/accessibility-statement) [Cookies \(/cookies\)](/cookies)
[Give feedback \(https://forms.office.com/e/hUnC3Xq1T4\)](https://forms.office.com/e/hUnC3Xq1T4) [Service performance \(/service-performance\)](/service-performance)

OGL
All content is available under the [Open Government Licence v3.0 \(https://www.nationalarchives.gov.uk/doc/open-government-licence/version/3/\)](https://www.nationalarchives.gov.uk/doc/open-government-licence/version/3/), except where otherwise stated



[ht \(https://www.nationalarchives.gov.uk/information-management/re-using-public-sector-information/uk-government-licensing-framework/\)](https://www.nationalarchives.gov.uk/information-management/re-using-public-sector-information/uk-government-licensing-framework/)