

# Energy performance certificate (EPC)

51, Worsley Road COWES PO31 8JX	Energy rating <b>B</b>	Valid until: 31 October 2027
		Certificate number: 0198-8980-7389 -5243-8984

**Property type**  
Detached house

**Total floor area**  
302 square metres

**Rules on letting this property**

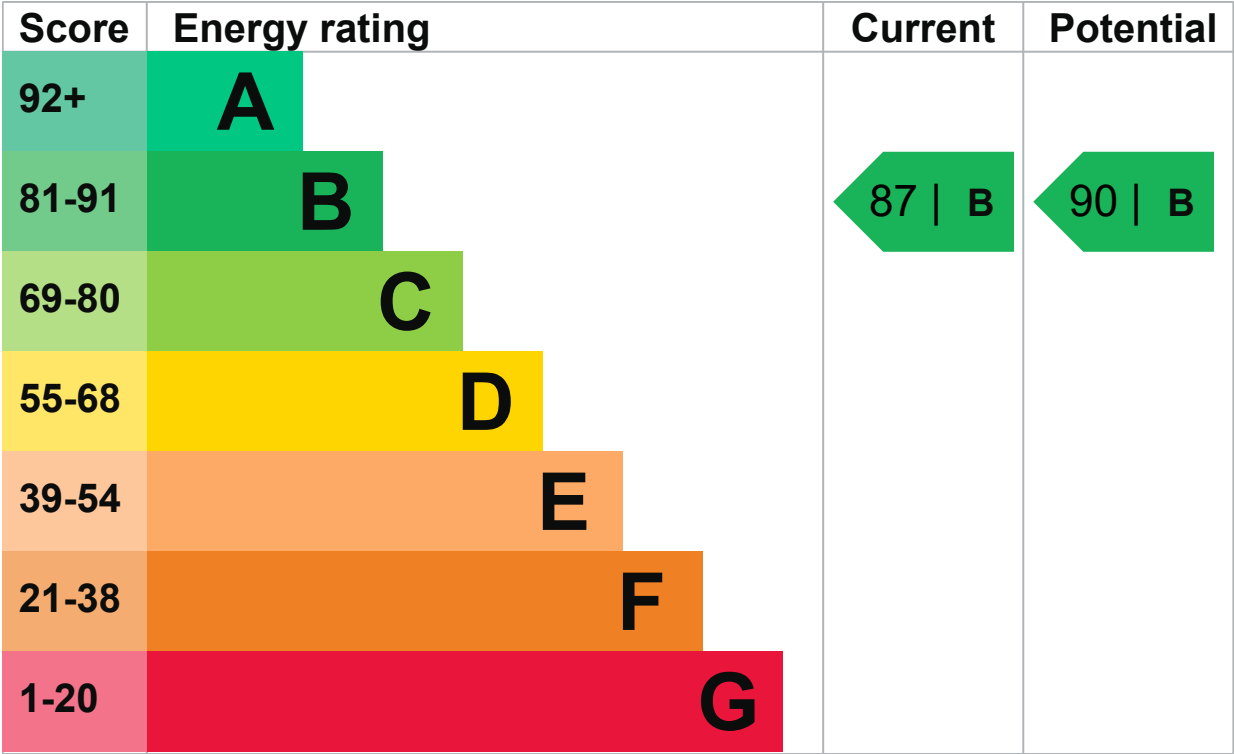
Properties can be rented if they have an energy rating from A to E.

If the property is rated F or G, it cannot be let, unless an exemption has been registered. You can read [guidance for landlords on the regulations and exemptions](https://www.gov.uk/guidance/domestic-private-rented-property-minimum-energy-efficiency-standard-landlord-guidance) (<https://www.gov.uk/guidance/domestic-private-rented-property-minimum-energy-efficiency-standard-landlord-guidance>).

**Energy efficiency rating for this property**

This property's current energy rating is B. It has the potential to be B.

[See how to improve this property's energy performance.](#)



The graph shows this property’s current and potential energy efficiency.

Properties are given a rating from A (most efficient) to G (least efficient).

Properties are also given a score. The higher the number the lower your fuel bills are likely to be.

For properties in England and Wales:

- the average energy rating is D
- the average energy score is 60

Breakdown of property’s energy performance

This section shows the energy performance for features of this property. The assessment does not consider the condition of a feature and how well it is working.

Each feature is assessed as one of the following:

- very good (most efficient)
- good
- average
- poor
- very poor (least efficient)

When the description says “assumed”, it means that the feature could not be inspected and an assumption has been made based on the property’s age and type.

Feature	Description	Rating
Walls	Average thermal transmittance 0.21 W/m²K	Very good
Roof	Average thermal transmittance 0.17 W/m²K	Good
Floor	Average thermal transmittance 0.12 W/m²K	Very good

Feature	Description	Rating
Windows	High performance glazing	Very good
Main heating	Boiler and underfloor heating, mains gas	Good
Main heating control	Time and temperature zone control	Very good
Hot water	From main system	Good
Lighting	Low energy lighting in all fixed outlets	Very good
Air tightness	Air permeability 4.8 m³/h.m² (as tested)	Good
Secondary heating	Room heaters, wood logs	N/A

## Low and zero carbon energy sources

Low and zero carbon energy sources release very little or no CO<sub>2</sub>. Installing these sources may help reduce energy bills as well as cutting carbon emissions. The following low or zero carbon energy sources are installed in this property:

- Biomass secondary heating

## Primary energy use

The primary energy use for this property per year is 60 kilowatt hours per square metre (kWh/m<sup>2</sup>).

► [What is primary energy use?](#)

### Environmental impact of this property

This property's current environmental impact rating is B. It has the potential to be B.

Properties are rated in a scale from A to G based on how much carbon dioxide (CO<sub>2</sub>) they produce.

Properties with an A rating produce less CO<sub>2</sub> than G rated properties.

### An average household produces

6 tonnes of CO<sub>2</sub>

### This property produces

3.0 tonnes of CO<sub>2</sub>

### This property's potential production

1.9 tonnes of CO<sub>2</sub>

By making the [recommended changes](#), you could reduce this property's CO<sub>2</sub> emissions by 1.1 tonnes per year. This will help to protect the environment.

Environmental impact ratings are based on assumptions about average occupancy and energy use. They may not reflect how energy is consumed by the people living at the property.

## Improve this property's energy performance

By following our step by step recommendations you could reduce this property's energy use and potentially save money.

Carrying out these changes in order will improve the property's energy rating and score from B (87) to B (90).

► [Do I need to follow these steps in order?](#)



### Step 1: Solar photovoltaic panels, 2.5 kWp

Solar photovoltaic panels

#### Typical installation cost

£5,000 - £8,000

#### Typical yearly saving

£321

#### Potential rating after completing step 1

90 | B

## Paying for energy improvements

[Find energy grants and ways to save energy in your home. \(https://www.gov.uk/improve-energy-efficiency\)](https://www.gov.uk/improve-energy-efficiency)

#### Estimated energy use and potential savings

#### Estimated yearly energy cost for this property

£761

#### Potential saving

£0

The estimated cost shows how much the average household would spend in this property for heating, lighting and hot water. It is not based on how energy is used by the people living at the property.

The potential saving shows how much money you could save if you [complete each recommended step in order](#).

For advice on how to reduce your energy bills visit [Simple Energy Advice \(https://www.simpleenergyadvice.org.uk/\)](https://www.simpleenergyadvice.org.uk/).

## Heating use in this property

Heating a property usually makes up the majority of energy costs.

#### Estimated energy used to heat this property

**Type of heating****Estimated energy used**

Space heating

9330 kWh per year

---

Water heating

2332 kWh per year

---

**Potential energy savings by installing insulation**

The assessor did not find any opportunities to save energy by installing insulation in this property.

**Contacting the assessor and accreditation scheme**

This EPC was created by a qualified energy assessor.


If you are unhappy about your property's energy assessment or certificate, you can complain to the assessor directly.

If you are still unhappy after contacting the assessor, you should contact the assessor's accreditation scheme.

Accreditation schemes are appointed by the government to ensure that assessors are qualified to carry out EPC assessments.

**Assessor contact details****Assessor's name**Anthony Wright

---

**Telephone**0777 2374288 

---

**Email**[wightairtight@googlemail.com](mailto:wightairtight@googlemail.com)

---

**Accreditation scheme contact details****Accreditation scheme**Elmhurst Energy Systems Ltd

---

**Assessor ID**EES/002020

---

**Telephone**01455 883 250 

---

**Email**[enquiries@elmhurstenergy.co.uk](mailto:enquiries@elmhurstenergy.co.uk)

---

# Assessment details

## Assessor's declaration

No related party

---

## Date of assessment

1 November 2017

---

## Date of certificate

1 November 2017


---

## Type of assessment

► [SAP](#)

---

## Other certificates for this property

If you are aware of previous certificates for this property and they are not listed here, please contact us at [dluhc.digital-services@levellingup.gov.uk](mailto:dluhc.digital-services@levellingup.gov.uk) or call our helpdesk on 020 3829 0748 .

There are no related certificates for this property.