

Energy Performance Certificate

2d Cross Lane, HUDDERSFIELD, HD4 6DL


Dwelling type: Semi-detached house
Date of assessment: 09 June 2012
Date of certificate: 09 June 2012

Reference number: 8152-6136-9640-0951-1906
Type of assessment: SAP, new dwelling
Total floor area: 77 m²

Use this document to:

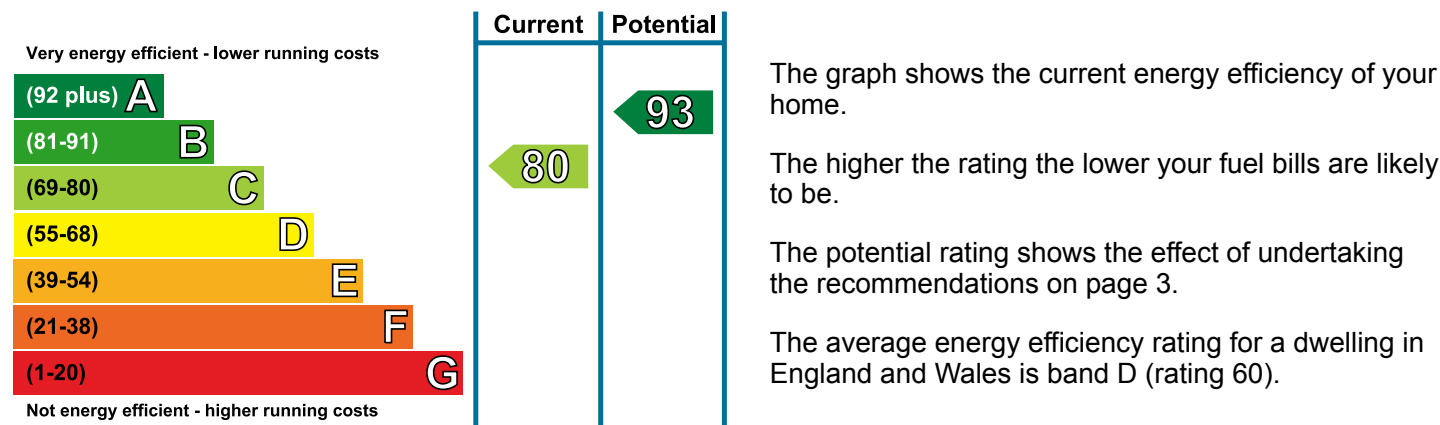
- Compare current ratings of properties to see which properties are more energy efficient
- Find out how you can save energy and money by installing improvement measures

| | |
|--|----------------|
| Estimated energy costs of dwelling for 3 years: | £ 1,230 |
| Over 3 years you could save | £ 144 |

| Estimated energy costs of this home | | | |
|-------------------------------------|--------------------|--------------------|---|
| | Current costs | Potential costs | Potential future savings |
| Lighting | £ 213 over 3 years | £ 138 over 3 years |  |
| Heating | £ 765 over 3 years | £ 774 over 3 years | |
| Hot Water | £ 252 over 3 years | £ 174 over 3 years | |
| Totals | £ 1,230 | £ 1,086 | |

These figures show how much the average household would spend in this property for heating, lighting and hot water. This excludes energy use for running appliances like TVs, computers and cookers, and any electricity generated by microgeneration.

Energy Efficiency Rating



Actions you can take to save money and make your home more efficient

| Recommended measures | Indicative cost | Typical savings over 3 years |
|---|-------------------|------------------------------|
| 1 Low energy lighting for all fixed outlets | £13 | £ 66 |
| 2 Solar water heating | £4,000 - £6,000 | £ 78 |
| 3 Solar photovoltaic panels, 2.5 kWp | £11,000 - £20,000 | £ 657 |

Summary of this home's energy performance related features

| Element | Description | Energy Efficiency |
|-----------------------|---|-------------------|
| Walls | Average thermal transmittance 0.31 W/m ² K | ★★★★☆ |
| Roof | Average thermal transmittance 0.18 W/m ² K | ★★★★☆ |
| Floor | Average thermal transmittance 0.24 W/m ² K | ★★★★☆ |
| Windows | Fully double glazed | ★★★★☆ |
| Main heating | Boiler and radiators, mains gas | ★★★★☆ |
| Main heating controls | Programmer, room thermostat and TRVs | ★★★★☆ |
| Secondary heating | None | — |
| Hot water | From main system | ★★★★☆ |
| Lighting | Low energy lighting in 44% of fixed outlets | ★★★★☆ |
| Air tightness | Air permeability 5.2 m ³ /h.m ² (as tested) | ★★★★☆ |

Thermal transmittance is a measure of the rate of heat loss through a building element; the lower the value the better the energy performance.

Air permeability is a measure of the air tightness of a building; the lower the value the better the air tightness.




Current primary energy use per square metre of floor area: 107 kWh/m² per year

Low and zero carbon energy sources

Low and zero carbon energy sources are sources of energy that release either very little or no carbon dioxide into the atmosphere when they are used. Installing these sources may help reduce energy bills as well as cutting carbon. There are none provided for this home.

Recommendations

The measures below will improve the energy performance of your dwelling. The performance ratings after improvements listed below are cumulative; that is, they assume the improvements have been installed in the order that they appear in the table. Further information about the recommended measures and other simple actions you could take today to save money is available at www.direct.gov.uk/savingenergy. Before installing measures, you should make sure you have secured the appropriate permissions, where necessary. Such permissions might include permission from your landlord (if you are a tenant) or approval under Building Regulations for certain types of work.

| Recommended measures | Indicative cost | Typical savings per year | Rating after improvement |
|---|-------------------|--------------------------|---|
| Low energy lighting for all fixed outlets | £13 | £ 22 |  B81 |
| Solar water heating | £4,000 - £6,000 | £ 26 |  B82 |
| Solar photovoltaic panels, 2.5 kWp | £11,000 - £20,000 | £ 219 |  A93 |

About this document

The Energy Performance Certificate for this dwelling was produced following an energy assessment undertaken by a qualified assessor, accredited by NES. You can get contact details of the accreditation scheme at www.nesltd.co.uk, together with details of their procedures for confirming authenticity of a certificate and for making a complaint. A copy of this EPC has been lodged on a national register. It will be publicly available and some of the underlying data may be shared with others for compliance and marketing of relevant energy efficiency information. The Government may use some of this data for research or statistical purposes. Green Deal financial details that are obtained by the Government for these purposes will not be disclosed to non-authorised recipients. The current property owner and/or tenant may opt out of having their information shared for marketing purposes.

Assessor's accreditation number: NHER003651
Assessor's name: Mr Christopher Kitson
Phone number: 07950 48 1000
E-mail address: ecologic@btinternet.com
Related party disclosure: No related party

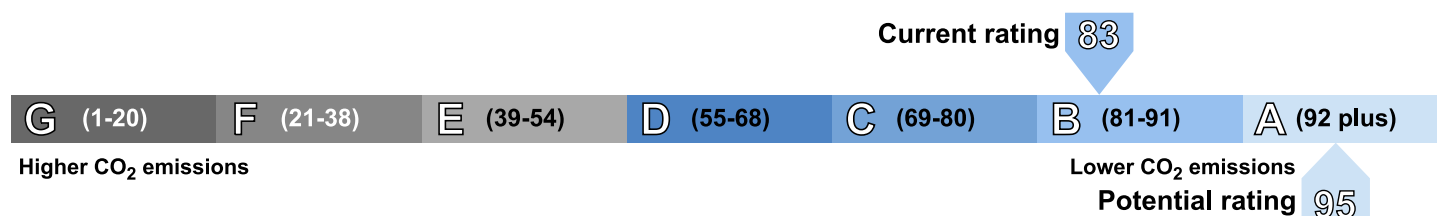
Further information about Energy Performance Certificates can be found under Frequently Asked Questions at www.epcregister.com.

About the impact of buildings on the environment

One of the biggest contributors to global warming is carbon dioxide. The energy we use for heating, lighting and power in homes produces over a quarter of the UK's carbon dioxide emissions.

The average household causes about 6 tonnes of carbon dioxide every year. Based on this assessment, your home currently produces approximately 1.6 tonnes of carbon dioxide every year. Adopting the recommendations in this report can reduce emissions and protect the environment. If you were to install these recommendations you could reduce this amount by 0.1 tonnes per year. You could reduce emissions even more by switching to renewable energy sources.

The environmental impact rating is a measure of a home's impact on the environment in terms of carbon dioxide (CO₂) emissions. The higher the rating the less impact it has on the environment.



Your home's heat demand

This table shows the energy used for space and water heating by an average household in this property.

Heat demand

| | |
|------------------------------|-------|
| Space heating (kWh per year) | 3,188 |
| Water heating (kWh per year) | 2,089 |