

Energy performance certificate (EPC)

2nd Floor Flat
8 Kingsland Road
LONDON
E2 8DA

Energy rating

D

Valid until: **20 June 2032**

Certificate number: **2700-3004-3206-0162-1204**

Property type

Mid-floor flat

Total floor area

41 square metres

Rules on letting this property

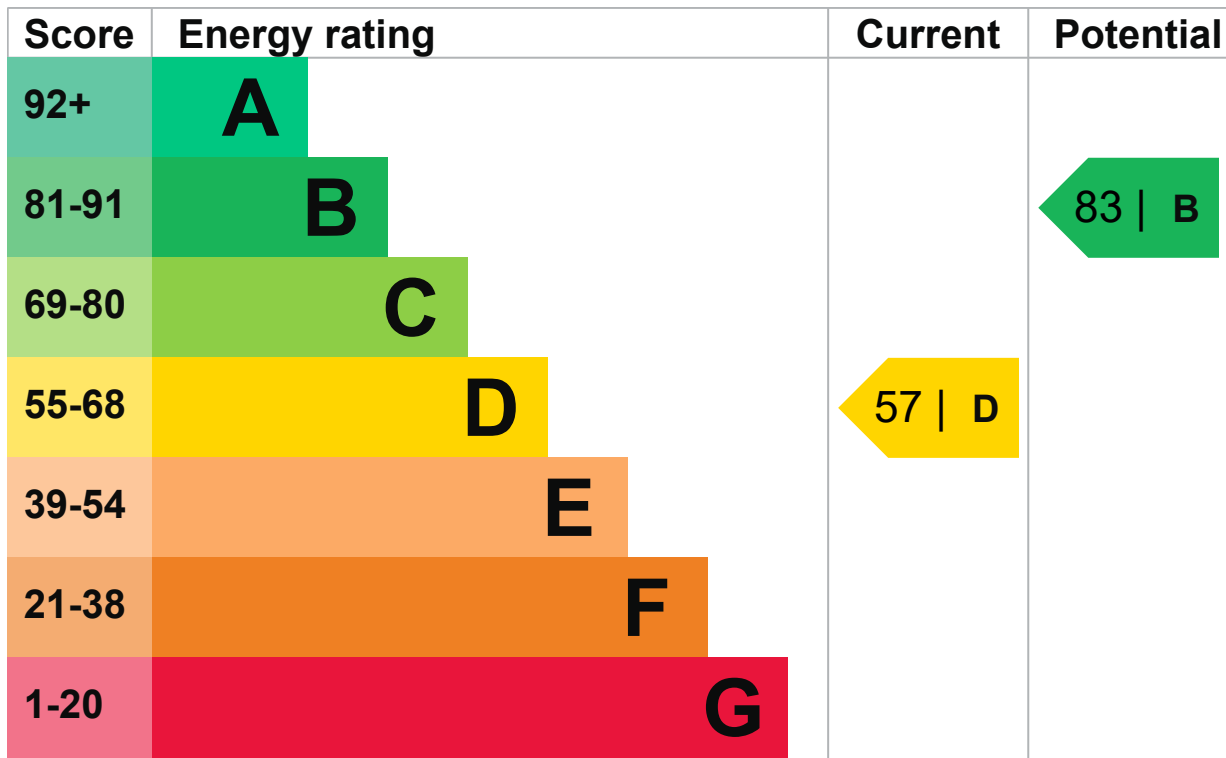
Properties can be rented if they have an energy rating from A to E.

If the property is rated F or G, it cannot be let, unless an exemption has been registered. You can read [guidance for landlords on the regulations and exemptions](https://www.gov.uk/guidance/domestic-private-rented-property-minimum-energy-efficiency-standard-landlord-guidance) (<https://www.gov.uk/guidance/domestic-private-rented-property-minimum-energy-efficiency-standard-landlord-guidance>).

Energy efficiency rating for this property

This property's current energy rating is D. It has the potential to be B.

[See how to improve this property's energy performance.](#)



The graph shows this property's current and potential energy efficiency.

Properties are given a rating from A (most efficient) to G (least efficient).

Properties are also given a score. The higher the number the lower your fuel bills are likely to be.

For properties in England and Wales:

- the average energy rating is D
- the average energy score is 60

Breakdown of property's energy performance

This section shows the energy performance for features of this property. The assessment does not consider the condition of a feature and how well it is working.

Each feature is assessed as one of the following:

- very good (most efficient)
- good
- average
- poor
- very poor (least efficient)

When the description says "assumed", it means that the feature could not be inspected and an assumption has been made based on the property's age and type.

Feature	Description	Rating
Wall	Solid brick, as built, no insulation (assumed)	Very poor
Window	Fully double glazed	Average
Main heating	Room heaters, electric	Very poor

Feature	Description	Rating
Main heating control	Programmer and appliance thermostats	Good
Hot water	Electric immersion, standard tariff	Very poor
Lighting	Low energy lighting in all fixed outlets	Very good
Roof	(another dwelling above)	N/A
Floor	(another dwelling below)	N/A
Secondary heating	None	N/A

Primary energy use

The primary energy use for this property per year is 312 kilowatt hours per square metre (kWh/m²).

► [What is primary energy use?](#)

Environmental impact of this property

This property's current environmental impact rating is D. It has the potential to be C.

Properties are rated in a scale from A to G based on how much carbon dioxide (CO₂) they produce.

Properties with an A rating produce less CO₂ than G rated properties.

An average household produces

6 tonnes of CO₂

This property produces

2.1 tonnes of CO₂

This property's potential production

1.5 tonnes of CO₂

By making the [recommended changes](#), you could reduce this property's CO₂ emissions by 0.6 tonnes per year. This will help to protect the environment.

Environmental impact ratings are based on assumptions about average occupancy and energy use. They may not reflect how energy is consumed by the people living at the property.

Improve this property's energy performance

By following our step by step recommendations you could reduce this property's energy use and potentially save money.

Carrying out these changes in order will improve the property's energy rating and score from D (57) to B (83).

► [Do I need to follow these steps in order?](#)



Step 1: Internal or external wall insulation

Internal or external wall insulation

Typical installation cost

£4,000 - £14,000

Typical yearly saving

£260

Potential rating after completing step 1

71 | C

Step 2: High heat retention storage heaters

High heat retention storage heaters

Typical installation cost

£800 - £1,200

Typical yearly saving

£229

Potential rating after completing steps 1 and 2

83 | B

Paying for energy improvements

[Find energy grants and ways to save energy in your home. \(https://www.gov.uk/improve-energy-efficiency\)](https://www.gov.uk/improve-energy-efficiency)

Estimated energy use and potential savings

Estimated yearly energy cost for this property

£802

Potential saving

£490

The estimated cost shows how much the average household would spend in this property for heating, lighting and hot water. It is not based on how energy is used by the people living at the property.

The potential saving shows how much money you could save if you [complete each recommended step in order](#).

For advice on how to reduce your energy bills visit [Simple Energy Advice \(https://www.simpleenergyadvice.org.uk/\)](https://www.simpleenergyadvice.org.uk/).

Heating use in this property

Heating a property usually makes up the majority of energy costs.

Estimated energy used to heat this property

Type of heating	Estimated energy used
-----------------	-----------------------

Space heating	2426 kWh per year
---------------	-------------------

Water heating	1501 kWh per year
---------------	-------------------

Potential energy savings by installing insulation

Type of insulation	Amount of energy saved
--------------------	------------------------

Solid wall insulation	1340 kWh per year
-----------------------	-------------------

Contacting the assessor and accreditation scheme

This EPC was created by a qualified energy assessor.

If you are unhappy about your property's energy assessment or certificate, you can complain to the assessor directly.

If you are still unhappy after contacting the assessor, you should contact the assessor's accreditation scheme.


Accreditation schemes are appointed by the government to ensure that assessors are qualified to carry out EPC assessments.

Assessor contact details

Assessor's name

Mohammed Saddique

Telephone

07595 959778 

Email

mohammed_saddique2002@yahoo.com

Accreditation scheme contact details

Accreditation scheme

Elmhurst Energy Systems Ltd

Assessor ID

EES/021240

Telephone

01455 883 250 

Email

enquiries@elmhurstenergy.co.uk

Assessment details

Assessor's declaration

No related party

Date of assessment

20 June 2022


Date of certificate

21 June 2022

Type of assessment

▶ [RdSAP](#)

Other certificates for this property

If you are aware of previous certificates for this property and they are not listed here, please contact us at dluhc.digital-services@levellingup.gov.uk or call our helpdesk on [020 3829 0748](tel:02038290748) .

There are no related certificates for this property.