

We use some essential cookies to make this service work.

We'd also like to use analytics cookies so we can understand how you use the service and make improvements.

- [Accept analytics cookies](#)
[Reject analytics cookies](#)
[View cookies](#)

BETA This is a new service – your [feedback](#) will help us to improve it.

[Back](#)

Energy performance certificate (EPC)

Certificate contents


- Rules on letting this property
- Energy performance rating for this property
- Breakdown of property's energy performance
- Environmental impact of this property
- How to improve this property's energy performance
- Estimated energy use and potential savings
- Contacting the assessor and accreditation scheme
- Other certificates for this property

Share this certificate

[Email](#)

[Copy link](#)

[Print](#)

| | | |
|--|---|--|
| 12 PRINTERS CROFT ENTRY LANE KENDAL LA9 4DJ | | Energy rating  |
| Valid until 2 May 2031 | Certificate number 2061-2194-5090-0307-8021 | |

| | |
|-------------------------|------------------|
| Property type | Top-floor flat |
| Total floor area | 54 square metres |

Rules on letting this property

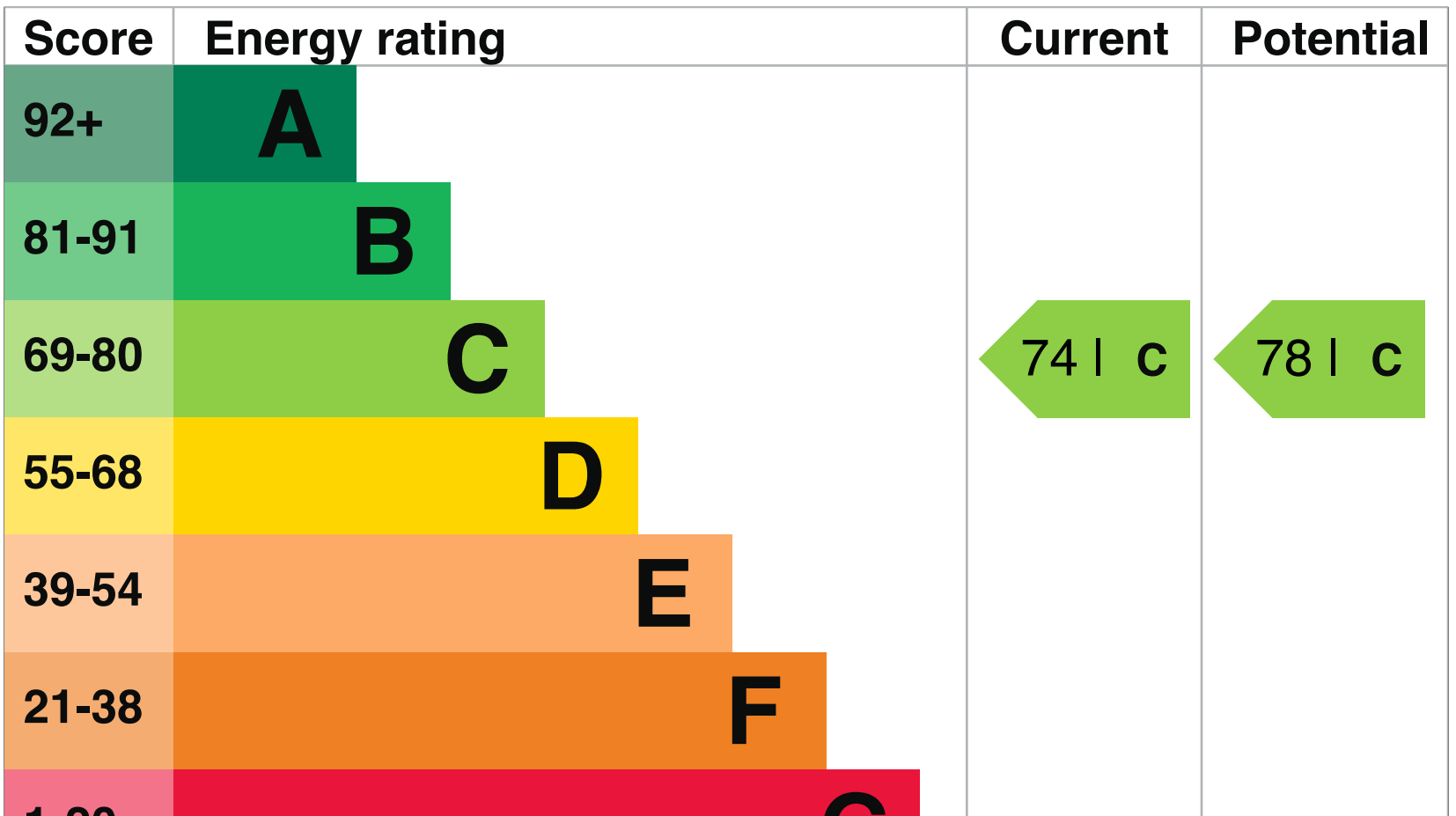
Properties can be rented if they have an energy rating from A to E.

If the property is rated F or G, it cannot be let, unless an exemption has been registered. You can read [guidance for landlords on the regulations and exemptions](#).

Energy efficiency rating for this property

This property's current energy rating is C. It has the potential to be C.

[See how to improve this property's energy performance.](#)



The graph shows this property's current and potential energy efficiency.

Properties are given a rating from A (most efficient) to G (least efficient).

Properties are also given a score. The higher the number the lower your fuel bills are likely to be.

For properties in England and Wales:

- the average energy rating is D
- the average energy score is 60

Breakdown of property's energy performance

This section shows the energy performance for features of this property. The assessment does not consider the condition of a feature and how well it is working.

Each feature is assessed as one of the following:

- very good (most efficient)
- good
- average
- poor
- very poor (least efficient)

When the description says "assumed", it means that the feature could not be inspected and an assumption has been made based on the property's age and type.

| Feature | Description | Rating |
|----------------------|---|-----------|
| Wall | Timber frame, as built, insulated (assumed) | Good |
| Roof | Pitched, insulated (assumed) | Good |
| Window | Fully double glazed | Good |
| Main heating | Room heaters, electric | Very poor |
| Main heating control | Programmer and appliance thermostats | Good |
| Hot water | Electric immersion, off-peak | Poor |
| Lighting | Low energy lighting in all fixed outlets | Very good |
| Floor | (another dwelling below) | N/A |
| Secondary heating | None | N/A |

Primary energy use

The primary energy use for this property per year is 248 kilowatt hours per square metre (kWh/m²).

[What is primary energy use?](#)

Environmental impact of this property

One of the biggest contributors to climate change is carbon dioxide (CO₂). The energy used for heating, lighting and power in our homes produces over a quarter of the UK's CO₂ emissions.

| | |
|---|-------------------------------|
| An average household produces | 6 tonnes of CO ₂ |
| This property produces | 2.3 tonnes of CO ₂ |
| This property's potential production | 2.3 tonnes of CO ₂ |

By making the [recommended changes](#), you could reduce this property's CO₂ emissions by 0.0 tonnes per year. This will help to protect the environment.

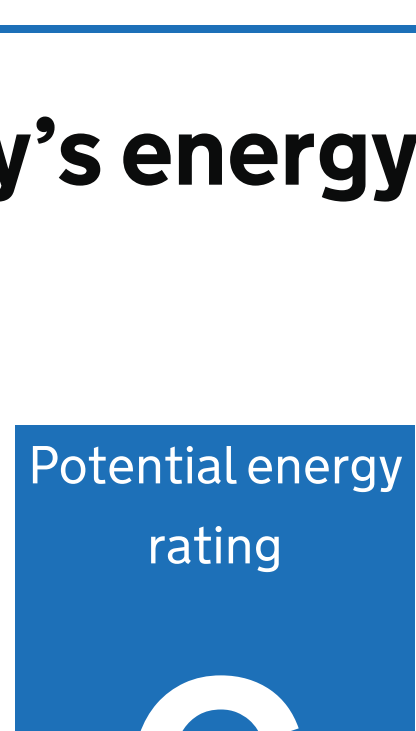
Environmental impact ratings are based on assumptions about average occupancy and energy use. They may not reflect how energy is consumed by the people living at the property.

How to improve this property's energy performance

Making any of the recommended changes will improve this property's energy efficiency.

If you make all of the recommended changes, this will improve the property's energy rating and score from C (74) to C (78).

[What is an energy rating?](#)



Recommendation 1: High heat retention storage heaters

| | |
|---|---------------|
| High heat retention storage heaters | |
| Typical installation cost | £800 - £1,200 |
| Typical yearly saving | £78 |
| Potential rating after carrying out recommendation 1 | 78 C |

Paying for energy improvements

[Find energy grants and ways to save energy in your home.](#)

Estimated energy use and potential savings

| | |
|---|------|
| Estimated yearly energy cost for this property | £593 |
| Potential saving | £77 |

The estimated cost shows how much the average household would spend in this property for heating, lighting and hot water. It is not based on how energy is used by the people living at the property.

The estimated saving is based on making all of the recommendations in [how to improve this property's energy performance](#).

For advice on how to reduce your energy bills visit [Simple Energy Advice](#).

Heating use in this property

Heating a property usually makes up the majority of energy costs.

| | |
|--|-------------------|
| Estimated energy used to heat this property | |
| Space heating | 2216 kWh per year |
| Water heating | 1853 kWh per year |

Potential energy savings by installing insulation

The assessor did not find any opportunities to save energy by installing insulation in this property.

You might be able to receive [Renewable Heat Incentive payments](#). This will help to reduce carbon emissions by replacing your existing heating system with one that generates renewable heat. The estimated energy required for space and water heating will form the basis of the payments.

Contacting the assessor and accreditation scheme

This EPC was created by a qualified energy assessor.

If you are unhappy about your property's energy assessment or certificate, you can complain to the assessor directly.

If you are still unhappy after contacting the assessor, you should contact the assessor's accreditation scheme.

Accreditation schemes are appointed by the government to ensure that assessors are qualified to carry out EPC assessments.

Assessor contact details

| | |
|------------------------|--|
| Assessor's name | Peter Ryan |
| Telephone | 07968071279 |
| Email | info@epc-cumbria.com |

Accreditation scheme contact details

| | |
|-----------------------------|--|
| Accreditation scheme | Quidos Limited |
| Assessor ID | QUID205877 |
| Telephone | 01225 667 570 |
| Email | info@quidos.co.uk |

Assessment details

| | |
|-------------------------------|-----------------------|
| Assessor's declaration | No related party |
| Date of assessment | 28 April 2021 |
| Date of certificate | 3 May 2021 |
| Type of assessment | RdSAP |

Other certificates for this property

If you are aware of previous certificates for this property and they are not listed here, please contact us at mhclg.digital-services@communities.gov.uk or call our helpdesk on 020 3829 0748.

| | |
|---------------------------|--|
| Certificate number | 8870-6423-7570-6868-1926 |
| Expired on | 27 July 2020 |

