

# Energy performance certificate (EPC)

38, Oxenden Road FOLKESTONE CT20 3NJ	Energy rating  C	Valid until:	22 July 2028
		Certificate number:	8708-5385-0929-9797-8383

Property type  
Mid-terrace house

Total floor area  
110 square metres

Rules on letting this property

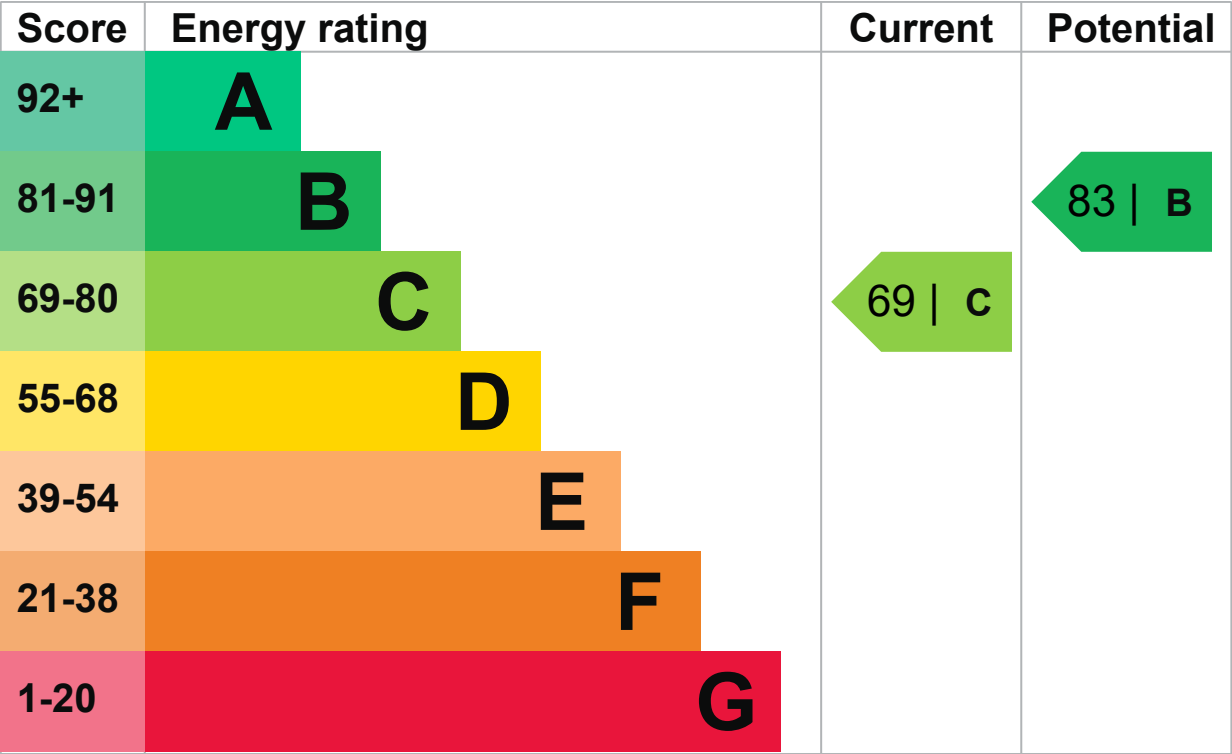
Properties can be rented if they have an energy rating from A to E.

If the property is rated F or G, it cannot be let, unless an exemption has been registered. You can read [guidance for landlords on the regulations and exemptions](https://www.gov.uk/guidance/domestic-private-rented-property-minimum-energy-efficiency-standard-landlord-guidance) (<https://www.gov.uk/guidance/domestic-private-rented-property-minimum-energy-efficiency-standard-landlord-guidance>).

Energy efficiency rating for this property

This property’s current energy rating is C. It has the potential to be B.

[See how to improve this property’s energy performance.](#)



The graph shows this property’s current and potential energy efficiency.

Properties are given a rating from A (most efficient) to G (least efficient).

Properties are also given a score. The higher the number the lower your fuel bills are likely to be.

For properties in England and Wales:

- the average energy rating is D
- the average energy score is 60

Breakdown of property’s energy performance

This section shows the energy performance for features of this property. The assessment does not consider the condition of a feature and how well it is working.

Each feature is assessed as one of the following:

- very good (most efficient)
- good
- average
- poor
- very poor (least efficient)

When the description says “assumed”, it means that the feature could not be inspected and an assumption has been made based on the property’s age and type.

Feature	Description	Rating
Wall	Timber frame, as built, partial insulation (assumed)	Average
Wall	Cavity wall, as built, insulated (assumed)	Good
Wall	Cavity wall, as built, no insulation (assumed)	Poor

Feature	Description	Rating
Roof	Pitched, 350 mm loft insulation	Very good
Window	Fully double glazed	Average
Main heating	Boiler and radiators, mains gas	Good
Main heating control	Programmer, room thermostat and TRVs	Good
Hot water	From main system	Good
Lighting	Low energy lighting in 82% of fixed outlets	Very good
Floor	Solid, no insulation (assumed)	N/A
Floor	Solid, insulated (assumed)	N/A
Secondary heating	None	N/A

## Primary energy use

The primary energy use for this property per year is 206 kilowatt hours per square metre (kWh/m<sup>2</sup>).

► [What is primary energy use?](#)

## Additional information

Additional information about this property:

- Cavity fill is recommended

### Environmental impact of this property

This property's current environmental impact rating is D. It has the potential to be C.

Properties are rated in a scale from A to G based on how much carbon dioxide (CO<sub>2</sub>) they produce.

Properties with an A rating produce less CO<sub>2</sub> than G rated properties.

### An average household produces

6 tonnes of CO<sub>2</sub>

### This property produces

4.0 tonnes of CO<sub>2</sub>

### This property's potential production

2.1 tonnes of CO<sub>2</sub>

By making the [recommended changes](#), you could reduce this property's CO<sub>2</sub> emissions by 1.9 tonnes per year. This will help to protect the environment.

Environmental impact ratings are based on assumptions about average occupancy and energy use. They may not reflect how energy is consumed by the people living at the property.

## How to improve this property's energy performance

Making any of the recommended changes will improve this property's energy efficiency.

If you make all of the recommended changes, this will improve the property's energy rating and score from C (69) to B (83).

► [What is an energy rating?](#)



### Recommendation 1: Cavity wall insulation

Cavity wall insulation

#### Typical installation cost

£500 - £1,500

#### Typical yearly saving

£31

#### Potential rating after carrying out recommendation 1

70 | C

### Recommendation 2: Party wall insulation

Party wall insulation

#### Typical installation cost

£300 - £600

#### Typical yearly saving

£54

#### Potential rating after carrying out recommendations 1 and 2

72 | C

### Recommendation 3: Draught proofing

Draught proofing

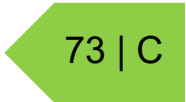
#### Typical installation cost

£80 - £120

#### Typical yearly saving

£36

---

**Potential rating after carrying out recommendations 1 to 3**73 | C

---

**Recommendation 4: Solar water heating**

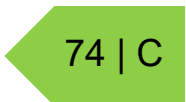
Solar water heating

**Typical installation cost**£4,000 - £6,000

---

**Typical yearly saving**£32

---

**Potential rating after carrying out recommendations 1 to 4**74 | C

---

**Recommendation 5: Solar photovoltaic panels, 2.5 kWp**

Solar photovoltaic panels

**Typical installation cost**£5,000 - £8,000

---

**Typical yearly saving**£326

---

**Potential rating after carrying out recommendations 1 to 5**83 | B

---

**Paying for energy improvements**[Find energy grants and ways to save energy in your home. \(https://www.gov.uk/improve-energy-efficiency\)](https://www.gov.uk/improve-energy-efficiency)**Estimated energy use and potential savings****Estimated yearly energy cost for this property**£860

---

## Potential saving

**£153**

The estimated cost shows how much the average household would spend in this property for heating, lighting and hot water. It is not based on how energy is used by the people living at the property.

The estimated saving is based on making all of the recommendations in [how to improve this property's energy performance](#).

For advice on how to reduce your energy bills visit [Simple Energy Advice \(https://www.simpleenergyadvice.org.uk/\)](https://www.simpleenergyadvice.org.uk/).

## Heating use in this property

Heating a property usually makes up the majority of energy costs.

### Estimated energy used to heat this property

#### Space heating

**12727 kWh per year**

#### Water heating

**2344 kWh per year**

### Potential energy savings by installing insulation

Type of insulation	Amount of energy saved
Cavity wall insulation	719 kWh per year

### Contacting the assessor and accreditation scheme

This EPC was created by a qualified energy assessor.

If you are unhappy about your property's energy assessment or certificate, you can complain to the assessor directly.

If you are still unhappy after contacting the assessor, you should contact the assessor's accreditation scheme.

Accreditation schemes are appointed by the government to ensure that assessors are qualified to carry out EPC assessments.

## Assessor contact details

### Assessor's name

**Anne Ledger**

### Telephone

**07979 802022**

### Email

**[annie@premier-epc.co.uk](mailto:annie@premier-epc.co.uk)**

## Accreditation scheme contact details

### Accreditation scheme

Stroma Certification Ltd

---

### Assessor ID

STRO004758

---

### Telephone

0330 124 9660

---

### Email

[certification@stroma.com](mailto:certification@stroma.com)

---

## Assessment details

### Assessor's declaration

No related party

---

### Date of assessment

18 July 2018

---

### Date of certificate

23 July 2018

---

### Type of assessment

► [RdSAP](#)

---

### Other certificates for this property

If you are aware of previous certificates for this property and they are not listed here, please contact us at [dluhc.digital-services@levellingup.gov.uk](mailto:dluhc.digital-services@levellingup.gov.uk) or call our helpdesk on 020 3829 0748.

There are no related certificates for this property.